


# How to Draw Animals in Simple Steps: A Comprehensive Guide for Beginners

Have you ever marveled at the beauty and complexity of the animal kingdom? From the majestic lion to the playful squirrel, the diversity of wildlife is truly awe-inspiring. And while drawing animals may seem intimidating, it's a skill that can be mastered with practice and the right guidance.



**How to Draw: Animals: in simple steps** by Susie Hodge

★★★★☆ 4.7 out of 5

Language : English

File size : 240444 KB

Print length : 144 pages



This comprehensive guide is designed to provide a foolproof foundation for aspiring animal artists. Through a series of carefully crafted lessons, we'll break down the process of drawing animals into manageable steps. Whether you're a complete beginner or simply looking to refine your skills, this guide has something to offer everyone.

## Chapter 1: Essential Techniques

Before we dive into drawing specific animals, it's crucial to establish a solid foundation of essential techniques. In this chapter, we'll cover:

- Understanding the basic shapes that form animals

- Mastering pencil grip and line control
- Creating texture and depth
- Proportions and perspective

## **Chapter 2: Drawing Animals Step-by-Step**

Now it's time to put those techniques into practice! In this chapter, we'll focus on drawing a variety of animals from different habitats, including:

- African elephant
- Zebra
- Lion
- Leopard
- Tiger
- Owl
- Dolphin
- Horse
- Cat
- Dog

Each lesson will provide step-by-step instructions, accompanied by clear diagrams and helpful tips. By following along with these lessons, you'll build confidence and hone your ability to capture the unique characteristics of each animal.

## **Chapter 3: Special Effects and Advanced Techniques**

Once you've mastered the basics, it's time to explore more advanced techniques that will bring your animal drawings to the next level. In this chapter, we'll cover:

- Adding fur and feathers
- Creating realistic eyes
- Drawing in motion
- Creating depth and atmosphere


## **Chapter 4: Drawing Wildlife in their Natural Habitats**

Drawing animals in isolation is one thing, but capturing them in their natural environments presents a unique set of challenges and opportunities. In this chapter, we'll tackle the following topics:

- Understanding the behavior and ecology of animals
- Composing a scene with multiple animals
- Creating a sense of depth and perspective
- Adding background elements to enhance realism

With practice and dedication, you'll discover that drawing animals is not only a rewarding but also a transformative experience. This guide provides a comprehensive roadmap to help you develop your skills and unleash your creativity. Remember, the key to success is to keep practicing, observe animals in their natural habitats, and never give up on your artistic journey.

So grab your pencils, choose an animal you love, and let's explore the wonderful world of animal drawing together.




## How to Draw: Animals: in simple steps by Susie Hodge

★★★★☆ 4.7 out of 5

Language : English


File size : 240444 KB

Print length : 144 pages



## Diogenes the Cynic: The War Against the World

Meet the Philosopher Who Embraced Poverty, Defied Conventions, and Sparked a Revolution In the annals of philosophy, few figures stand...



## Pandemic with Dogs: Two Essays

By Susannah Charleson In the midst of the COVID-19 pandemic, as the world grappled with fear, isolation, and uncertainty, a remarkable story unfolded. Dogs, our loyal...