


How To Trap Leprechauns: Magical Creatures And Crafts



How to Trap a Leprechaun (Magical Creatures and Crafts Book 1) by Sue Fliess

★★★★☆ 4.8 out of 5

Language : English

File size : 31002 KB

Text-to-Speech : Enabled

Word Wise : Enabled

Print length : 32 pages

Screen Reader : Supported



Chapter 1: The Enigmatic Nature of Leprechauns



Leprechauns, the mischievous and elusive creatures of Irish folklore, have captured the hearts and imaginations of people for centuries. Legends depict them as tiny, bearded men dressed in green, often depicted with a pot of gold hidden away. But beyond these whimsical tales, what is the true nature of leprechauns?

In this comprehensive guide, we will delve into the enigmatic world of leprechauns, exploring their origins, their habits, and the secrets to capturing them. We will also provide detailed instructions for crafting enchanting objects inspired by leprechauns, allowing you to bring a touch of their magic into your own life.

Chapter 2: The Art of Leprechaun Trapping



Trapping a leprechaun is no easy feat, but with the right knowledge and a bit of luck, it can be done. In this chapter, we will uncover the secrets of leprechaun trapping, discussing the best baits, the most effective traps, and the techniques used to outsmart these cunning creatures.

We will explore the folklore surrounding leprechaun traps, from the classic cloverleaf design to more elaborate contraptions. We will also provide detailed instructions for building your own leprechaun trap, ensuring that you have the best chance of success in capturing one of these elusive creatures.

Chapter 3: Crafting with Leprechaun Magic



Once you have captured a leprechaun, the fun doesn't end there! Leprechauns are known for their magical powers, and their touch can bring good fortune and inspiration. In this chapter, we will explore a variety of enchanting crafts inspired by leprechauns, allowing you to harness their magic in your own creations.

From intricate gold jewelry to whimsical rainbow decorations, we will provide step-by-step instructions for crafting unique and unforgettable objects. We will also share tips and tricks for incorporating leprechaun-themed elements into your own artistic endeavors.

Chapter 4: The Legacy of Leprechauns



The legacy of leprechauns extends far beyond the pages of fairy tales and legends. In this chapter, we will explore the cultural significance of leprechauns, from their role in Irish mythology to their modern-day representation in popular culture.

We will discuss the various interpretations of leprechauns throughout history, their association with luck and prosperity, and their enduring appeal as symbols of Irish heritage. We will also explore the ways in which leprechauns have influenced art, literature, and music, leaving an enduring mark on our cultural landscape.

Through this comprehensive guide, we have delved into the enchanting world of leprechauns, exploring their elusive nature, the secrets of trapping them, and the magic they bring to our lives through crafts and folklore.

Whether you are a seasoned leprechaun hunter or simply fascinated by these mythical creatures, we hope that this book has provided you with a deeper understanding and appreciation of leprechauns. May their mischief and magic continue to inspire and enchant you for years to come.



How to Trap a Leprechaun (Magical Creatures and Crafts Book 1) by Sue Fliess

★★★★☆ 4.8 out of 5

Language : English

File size : 31002 KB

Text-to-Speech : Enabled

Word Wise : Enabled


Print length : 32 pages

Screen Reader : Supported

FREE


DOWNLOAD E-BOOK





Diogenes the Cynic: The War Against the World

Meet the Philosopher Who Embraced Poverty, Defied Conventions, and Sparked a Revolution In the annals of philosophy, few figures stand...



Pandemic with Dogs: Two Essays

By Susannah Charleson In the midst of the COVID-19 pandemic, as the world grappled with fear, isolation, and uncertainty, a remarkable story unfolded. Dogs, our loyal...