


Getting Started with Clicker Training for Dogs: A Comprehensive Guide for Beginners

Are you ready to unlock the full potential of your canine companion? Clicker training is a revolutionary approach to dog training that can help you achieve incredible results with ease and efficiency. This comprehensive guide will provide you with everything you need to know to get started with clicker training, from choosing the right clicker to creating effective training plans.



Getting Started: Clicker Training for Dogs by Karen Pryor

★★★★☆ 4.4 out of 5

Language : English
File size : 9814 KB
Text-to-Speech : Enabled
Screen Reader : Supported
Enhanced typesetting : Enabled
Print length : 81 pages
Lending : Enabled



What is Clicker Training?

Clicker training is a method of training dogs that uses a small, handheld device called a clicker to mark the exact moment a dog performs a desired behavior. The clicker produces a distinct sound that the dog associates with a reward, such as a treat or praise. By consistently marking the desired behavior with the clicker, you can gradually teach your dog to associate the clicker with positive reinforcement.

Benefits of Clicker Training

Clicker training offers numerous benefits for both dogs and their owners:

- **Precision:** The clicker allows you to mark the exact moment a dog performs a desired behavior, ensuring that the reward is delivered at the precise time.
- **Consistency:** The clicker provides a consistent signal that the dog can easily understand, regardless of the training environment.
- **Positive Reinforcement:** Clicker training focuses on rewarding desired behaviors, creating a positive and enjoyable learning experience for the dog.
- **Faster Learning:** By immediately marking the desired behavior with the clicker, you can accelerate the learning process for your dog.
- **Increased Bonding:** Clicker training fosters a strong bond between you and your dog, as you work together to achieve common goals.

Choosing the Right Clicker

Selecting the right clicker is essential for successful clicker training. Look for a clicker that:

- **Produces a clear, distinct sound:** The clicker should make a sound that your dog can easily hear and recognize.
- **Is easy to hold and operate:** You should be able to use the clicker with one hand while keeping the other hand free to guide your dog.
- **Is durable:** The clicker should be able to withstand the wear and tear of training sessions.

Getting Started with Clicker Training

Follow these steps to get started with clicker training:

1. **Introduce the Clicker:** Begin by introducing the clicker to your dog in a quiet, relaxed environment. Click the clicker several times and give your dog a treat each time. This will help them associate the clicker with something positive.
2. **Target Training:** Teach your dog to touch a target with their nose. Hold the clicker in one hand and a treat in the other. Move the treat slowly towards a designated target (such as a cone or a small box). When your dog's nose touches the target, click the clicker and give them the treat.
3. **Capture Desired Behaviors:** Observe your dog's behavior and click the clicker whenever they perform the desired behavior. For example, if your dog sits down on cue, click the clicker and give them a treat.
4. **Create Training Plans:** Once your dog understands the concept of clicker training, you can start creating training plans for specific behaviors. Break down the behavior into small steps and reward your dog for each completed step.


Advanced Clicker Training Techniques

As you progress with clicker training, you can explore advanced techniques:

- **Duration Training:** Teach your dog to perform behaviors for longer periods of time.

- **Distance Training:** Train your dog to perform behaviors from a distance.
- **Chaining Behaviors:** Combine multiple behaviors into a single, complex sequence.
- **Problem Solving:** Use clicker training to address behavior problems such as barking, jumping, and aggression.

Clicker training is a powerful tool that can transform your dog's behavior and strengthen your bond. By following the steps outlined in this guide, you can unlock the full potential of clicker training and achieve amazing results with your canine companion. Remember to be patient, consistent, and positive throughout the training process, and you will witness your dog's progress with pride and joy.



Getting Started: Clicker Training for Dogs by Karen Pryor


★★★★☆ 4.4 out of 5

Language : English
File size : 9814 KB
Text-to-Speech : Enabled
Screen Reader : Supported
Enhanced typesetting : Enabled
Print length : 81 pages
Lending : Enabled

FREE


DOWNLOAD E-BOOK





Diogenes the Cynic: The War Against the World

Meet the Philosopher Who Embraced Poverty, Defied Conventions, and Sparked a Revolution In the annals of philosophy, few figures stand...



Pandemic with Dogs: Two Essays

By Susannah Charleson In the midst of the COVID-19 pandemic, as the world grappled with fear, isolation, and uncertainty, a remarkable story unfolded. Dogs, our loyal...